


TRACEMATE I AND II

Electronic Thermostat With Monitoring



Single Circuit TraceMate
TM-1P
TM-2P
and TM-277

Dual Circuit TraceMate II
TM-II-CTR-120
TM-II-CTR-2P
TM-II-CTR-277

DESCRIPTION

The TraceMate is a self-contained electronic line sensing thermostat with monitoring capabilities that switches a 30 amp load circuit. Not for use as an ambient thermostat.

The TraceMate has a built-in adjustable 30mA Ground Fault Protection Device (GFPD) and uses a 100-ohm, 3-wire platinum resistance temperature detector (RTD).

The TraceMate controls heat tracing to a differential of 3°F (3°C) using solid state controls and microprocessor-driven commands.

MONITORING FEATURES

- Green LCD Alarm Indicator On Panel Door Of TraceMate I
- LCD Digital Display On Panel Door Of TraceMate II
- Low And High Temperature Alarm
- Current Failure Alarm
- Ground Fault Alarm
- RTD Failure Alarm
- Remote Monitoring

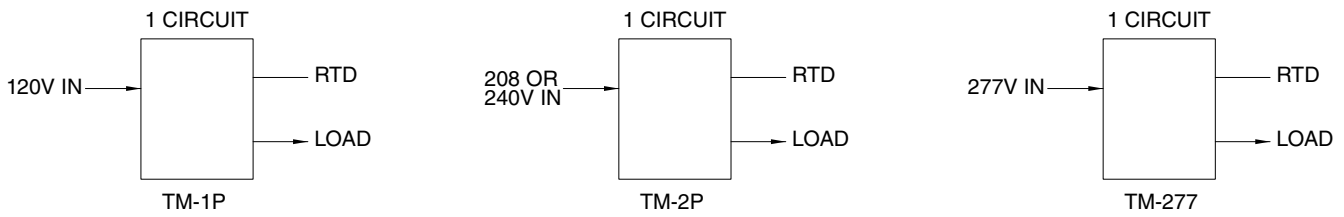
APPLICATIONS

Freeze Protection Pipe Tracing Systems
Temperature Maintenance Pipe Tracing Systems

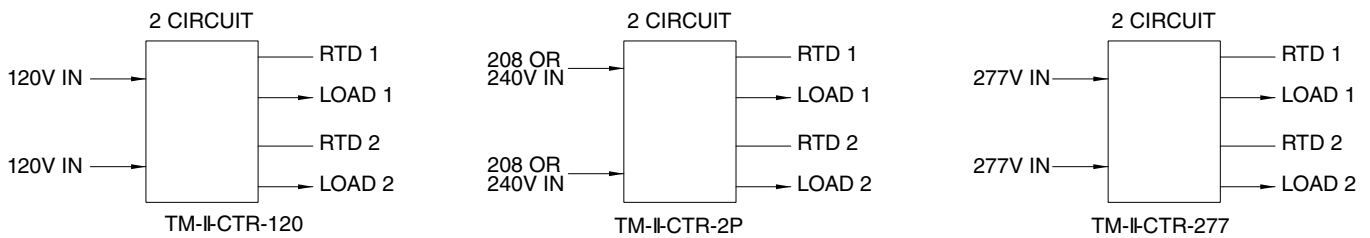
APPROVALS

TRACEMATE TM-1P TM-2P TM-277	TRACEMATE II-CTR TM-II-CTR-120 TM-II-CTR-2P TM-II-CTR-277
CSA and FM Normal And Hazardous Locations	FM Normal And Hazardous Locations
Class I, Div. 2 Groups A, B, C, & D	Class I, Div. 2 Groups A, B, C, & D
Class I, Zone II Group IIC	Class I, Zone II Group IIC





Detail 1. Single circuit TraceMate wiring diagrams.



Detail 2. Two circuit TraceMate II wiring diagrams.

TRACE MATE 1 & 2 ELECTRICAL SPECIFICATIONS

Enclosure: NEMA 4X steel, powder coat painted black
H/W/D 8/6/4 Inches (single pole model) (20/15/10cm)
10/8/4 Inches (dual pole model) (25/20/10cm)

Setpoint Range: 0° to 511°C or °F

Input Voltage: 120, 208, 240, or 277 VAC

Electrical Rating: Single pole 120 and 277 VAC @ 30 amps
Dual pole 208 - 240 VAC @ 30 amps

Exposure Limits: The standard RTD is rated at 392°F (200°C)

***Sensor:** One 100-ohm, 3-wire RTDs

TRACE MATE II ELECTRICAL SPECIFICATIONS

Enclosure: NEMA 4 steel, powder coat painted black
H/W/D 10/8/4 Inches (25/20/10cm)

Setpoint Range: 0° to 511°C or °F

Input Voltage: 120, 208, 240, or 277 VAC

Electrical Rating: Single pole 120 and 277 VAC @ 30 amps
Dual pole 208 - 240 VAC @ 30 amps

Exposure Limits: The standard RTD is rated at 392°F (200°C)

***Sensor:** Two 100-ohm, 3-wire RTDs

NOTE: * When maintaining temperatures above 200 °C or exposed to pipe temperatures exceeding 200 °C, Please contact Delta-Therm for a stand-off hub.