


KIT-PC3

Polycarbonate Enclosure for 3-way Splicing (Ordinary Location)



KIT-PC3 3-Way Splicing Junction Box

- A. Polycarbonate Junction Box (8" x 6" x 4")
- B. 1" Standoff pipe with bracket (STK-AL3) and 1" Hub
- C. Stainless Steel Pipe Straps (2)

DESCRIPTION

The KIT-PC3 provides extra room for performing the 3-way splicing of heat tracing cables. The 1" Aluminum Standoff accommodates up to 3 cables. The Standoff Bracket allows easy open access to the standoff for feeding multiple cables into the junction box.

The KIT-PC3 includes the components needed to install the junction box on a pipe.

KIT-PC3 FEATURES

- NEMA 4X Lockable Enclosure of durable Polycarbonate
- 8" x 6" x 4" box to make connections for up to 3 cables
- Generous 1" NPT Aluminum Standoff pipe mounted on a bracket to make feeding cable easier and more visible.
- 120, 208, 240, or 277 VAC operation
- Optional Terminal Block for making up to 5 parallel connections (power, splice, 3-way splice, monitor light or combination of these. 24A max total. (See KIT-PC3-TB)
- Optional Monitor Light (LED) available with or without Terminal Block. (See KIT-PC3-LED)
- Optional Terminal Block and LED Monitor Light (See KIT-PC3-TB-LED)

TECHNICAL SUPPORT

A full set of installation instructions is included with order. Please call 1-800-526-7887 with any questions.

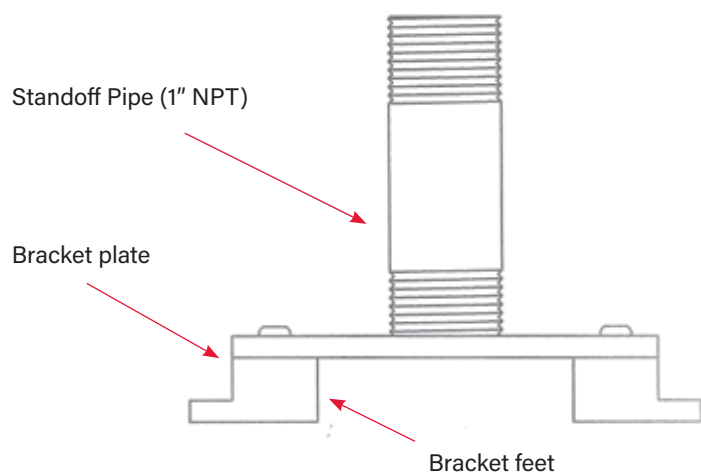



Diagram 1. Standoff assembly

Standoff pipe and bracket design allows a visible space of 3" x 1" to make inserting 3 cables easier.

KIT-PC3-TB
PC3 with optional Terminal Block.

For conveniently making multiple parallel connections, it can be used for Power, Splicing, 3-Way Splicing, Monitor Light Connection, or combination.


(24A maximum total)



- A. Polycarbonate Junction Box (8" x 6" x 4")
- B. 1" Standoff pipe (STK-AL3), 1" Standoff Bracket, 1" Hub
- C. Stainless Steel Pipe Straps (2)
- D. Terminal Block
- E. Mounting screws (4)
- F. Ground Screw
- G. Ring Connector

KIT-PC3-LED
PC3 with optional LED Monitor Light.


For visible indication of applied power, an LED Monitor Light can be installed in the door of the junction box.



- A. Polycarbonate Junction Box (8" x 6" x 4")
- B. 1" Standoff pipe (STK-AL3), 1" Standoff Bracket, 1" Hub
- C. Stainless Steel Pipe Straps (2)
- D. LED Light (mounted in box door)

KIT-PC3-TB-LED
PC3 with Terminal Block and LED Monitor Light.

For both making multiple parallel connections and visible indication of applied power, specify this configuration.



- A. Polycarbonate Junction Box (8" x 6" x 4")
- B. 1" Standoff pipe (STK-AL3), 1" Standoff Bracket, 1" Hub
- C. Stainless Steel Pipe Straps (2)
- D. Terminal Block
- E. Mounting screws (4)
- F. Ground Screw
- G. Ring Connector
- H. LED Light (mounted in box door)

PC SERIES POLYCARBONATE JUNCTION BOXES

	KIT-PC1	KIT-PC2	KIT-PC3
Polycarbonate Junction box	6x6x4	6x6x4	8x6x4
Hub	3/4"	3/4"	1"
Aluminum Standoff	none	3/4"	1"
Standoff bracket	none	none	yes
Pipe straps	none	2	2
Ring Connector	none	1	only with TB option
Ground Screw	none	1	only with TB option
Application	for use with kits with mounting hardware: PCKIN, PCK-RG, PCK-C6, PCK-RGP, PCK-PTPF	for use with kits without mounting hardware: SPK-IN, ETK-IN, SPK-PTPF, ETK-PTPF	for 3-Way Splice requiring larger hardware and junction box for up to 3 cables from the pipe
Terminal Block *	none	none	optional
LED	none	none	optional